









System Model		Vibration test system with a slip table	Chamber combined vibration test system with a slip table	
Model		<a href="#">i260/SA7M/H12</a>	<a href="#">A45/SA5HM/H6/C</a>	<a href="#">A55S/SA5HAM/H6-H10/C</a>
image				
Features		Low pitching Horizontal excitation High velocity	Low crosstalk Long stroke Horizontal/vertical excitation changeover type	Horizontal/vertical excitation changeover type
Frequency Range (Hz)		2600	2600	2000
Rated Force	Sine (kN)	54	45	55
	Random kN (rms)	54	45	55
	Shock (kN)	108	90	110
Maximum Acc.	Sine (m/s <sup>2</sup> )	1000	720	900
	Random (m/s <sup>2</sup> rms)	707	504	630
	Shock (m/s <sup>2</sup> peak)	2000	1440	1500
Maximum Vel.	Sine (m/s <sup>2</sup> )	2.2	2	2
	Shock (m/s peak)	2.2	2.5	2.5
Maximum Disp. (mmp-p)		51	76.2	60
Mass (kg)		54	62.5	53
Maximum Load (kg)		1000	600	1000
Allowable Eccentric Moment (N · m)		1550	1550	1550
Shaker Body Diameter (mm)		Φ446	Φ436	Φ436
Slip table	Size (mm)	1200 × 1200	600 × 600	550 × 550   950 × 950
	Mass (kg)	230	122	75   145
	Pitch Moment (N · m)	16000	8000	7700
	Maximum Load (kg)	1000	600	2000
Chamber	Internal Dimensions W×D×H (mm)	—	1000 × 850 × 1000	1200 × 1200 × 1200
	Temperature Range (°C)		-70 to +180	-70 to +180
	Temperature Range of Change (°C/min.)		1.5	3
	Humidity Range (%RH)		20 to 98	20 to 98
Number of Systems		1	1	2

System Model		Chamber combined vibration test system with a slip table						
Model		<a href="#">EM2605S/H10/C</a>		<a href="#">A74/EM10HAM/H6-H8/C</a>			<a href="#">A74/EM10HAM/H6-H10/C</a>	
image								
Features		High velocity/Large displacement Horizontal/vertical excitation changeover type ISO19453 compliant GB standard compliant		Low crosstalk Long stroke Horizontal/vertical excitation changeover type			High velocity shock test ISO19453 compliant GB standard compliant Horizontal/vertical excitation changeover type	
Frequency Range (Hz)		2600		2600			2600	
Rated Force	Sine (kN)	54		74			74	
	Random kN (rms)	54		74			74	
	Shock (kN)	170		180(160)			180(160)	
Maximum Acc.	Sine (m/s <sup>2</sup> )	830		855			855	
	Random (m/s <sup>2</sup> rms)	581		598			598	
	Shock (m/s <sup>2</sup> peak)	2500		2080(1849)			2080(1849)	
Maximum Vel.	Sine (m/s <sup>2</sup> )	2.4		2			2	
	Shock (m/s peak)	4		2.5(3.5)			2.5(3.5)	
Maximum Disp. (mmp-p)		100		76.2			76.2	
Mass (kg)		65		86.5			86.5	
Maximum Load (kg)		1000		1000			1000	
Allowable Eccentric Moment (N · m)		1550		1550			1550	
Shaker Body Diameter (mm)		Φ446		Φ446			Φ446	
Slip table	Size (mm)	600 × 600	1000 × 1000	600 × 600	800 × 800	Front-back direction	550 × 550	950 × 950
	Mass (kg)	100	150	120	143	74	80	150
	Pitch Moment (N · m)	7700		10000	10000	3000	7700	
	Maximum Load (kg)	2000		1200	1200	1000	2000	
Chamber	Internal Dimensions W×D×H (mm)	1200 × 1240 × 1050		1200 × 1000 × 1100			1250 × 1250 × 1250	
	Temperature Range (°C)	-70 to +180		-70 to +180			-70 to +180	
	Temperature Range of Change (°C/min.)	2.2		2			1.5	
	Humidity Range (%RH)	20 to 98		20 to 98			20 to 98	
Number of Systems		1		1			1	

System Model	Head Expander				Cubic fixture		
Model	<a href="#">TBV-1219S-i50-M</a>	<a href="#">TBV-550S-i20-M</a>	<a href="#">TBV-750S-J50-M</a>	<a href="#">TBV-950S-J50-M</a>	<a href="#">TCJ-B150S-A</a>	<a href="#">TCJ-B200S-A</a>	<a href="#">TCJ-B300S-M</a>
image							
Maximum Frequency (Hz)	300	1000	1000	1000	2000	2000	600
Mass (kg)	300	22	39	120	3.5	10	14
Size (mm)	1219 × 1219	550 × 550	750 × 750	950 × 950	150 × 150 × 150	200 × 200 × 200	300 × 300 × 300

System Model	EMC Testing	
Model	<a href="#">shield room1</a>	<a href="#">shield room2</a>
image		
Test Room (m)	4 × 3 × 2.7	4 × 4 × 2.7
Test Room (m)	3 × 2 × 2.4	0 × 0 × 0
Feature	ISO11452-4,Manufacturers test standard	
Frequency Range	10kHz-2.1GHz	
Test Method	Substitution and closed-loop methods	
Test Level	200mA	
Modulation Method	CW/AM	
Monitoring	2	2